




Use art supplies to practice math and fine motor skills!

All you need is:

- String (or skewers/pipe cleaners)
 - Beads
 - Scissors
 - Tape
 - Paper (or cardboard)
- Tip: Circle-shaped cereal (like Cheerios) or candies (like Lifesavers) can replace beads in a pinch!



Cut a piece of string, tape one end of the string onto the paper and begin stringing the beads.



String 10 beads on and tape down the other end of the string. That makes one row. Your child can make as many rows as they like.